

INFOPACK

PARTE

Permaculture: A way to Renovate Traditional Entrepreneurship
(2019-2-ES02-KA205-013620)



Co-funded by the
Erasmus+ Programme
of the European Union



INDEX

ABOUT US

PROJECT SUMMARY

COURSE PROGRAMME

APPLICATION AND DOCUMENTS REQUIRED

TRANSPORT

EXPENSES REIMBURSEMENT

FACILITIES

IMPORTANT THINGS TO TAKE TO SPAIN

PLACES TO VISIT IN CANTABRIA AND SANTANDER



ABOUT US

WHERE WE COME FROM:

Permacultura Cantabria was founded in the 2005. It was born as an ecological farm where we carried out social and ecological projects based on permaculture principles. However, we grew and the facilities became too small to support our activities. Therefore, in 2018 we decided to move to a larger area.

[A video of our beginning](#)



WHERE ARE WE NOW:

Currently we have left this farm to start a new stage and create a reference project at European level. Though, adapting facilities to permaculture design takes its time so we are in a 5 years transition period, from 2018 to 2023.

Nowadays, we develop our activities in Ramales de la Victoria and **although the facilities are not designed through permaculture now, we are surrounded by nature**, located nearby forests and mountains and even a river, so we are deep connected with the environment.

[Visit our current facilities with Google Street View](#)



WHERE WE WILL BE:

In the 2023, we will move to another area with more than 6ha where we will placed new and **larger facilities based on the principles of permaculture**. These new facilities, aim to be an international reference project of permaculture and ecology.

PROJECT SUMMARY

FROM 18ND TO 26TH FEBRUARY 2020

This international training is a part of the Erasmus+ project: '**PARTE- Permaculture: A way to Renovate Traditional Entrepreneurship**'. It has been designed to comply with one of the goals of the project:

To offer Dragon Dreaming training to youth workers and young people in our communities.

The main objective of this course is to **transmit the Dragon Dreaming Methodology** to youth workers and young people of our strategic partnership.

A **7-day training in Spain** will bring together 7 participants from each entity, to learn and experiment a participative and creative technique of project design and entrepreneurship called "Dragon Dreaming". The training will link each theoretical lesson to practical teamwork in order to define together the key areas necessary to start writing a sustainable project and how to involve and motivate participants throughout the duration of the project.

Dragon Dreaming method supports managing projects of any kind, focusing on deep engagement of every member. It offers methods for the realisation of creative, collaborative and sustainable projects and organisations.

The method integrates holistic aspects which have long been ignored, separated or divided in our culture: our right and left brain hemispheres, logic and intuition, individual and environment, theory and practice, thought and action, work and play, success and failure.

**DRAGON DREAMING IS
BASED ON LIBERALISING
COLLECTIVE INTELLIGENCE,
CREATIVITY, COOPERATION
AND THE SLEEPING POWER
WITHIN OURSELVES AND
INHERENT IN OUR
COMMUNITIES.**

THIS TRAINING COURSE IS BUILT ON EXPERIENTIAL LEARNING AND PARTICIPANTS WILL EXPLORE AND LEARN HOW THEY CAN USE THE METHOD IN THEIR ORGANISATIONS, COMMUNITIES AND FUTURE WORK FOR DEVELOPING SUSTAINABLE LONG LASTING PROJECT.



NUMBER OF PARTICIPANTS:

There will be 21 participants in this activity (7 per entity):

7 participants from Italy, 7 from Poland and 7 from Spain will be part of this training course.



COURSE PROGRAMME

FROM 18TH TO 26TH OF FEBRUARY 2020

The course will be held from **18th of February (Arrival Date) – 26th of February (Departure Date), 2020** in one of Permacultura Cantabria's facilities based in **Ramales de la Victoria (Cantabria, Spain)**.




ARRIVAL DATE

February 18th, 2020 at 17:00h.

The meet&greet activities will start around 17.

We'll have the dinner at 20.30h











DEPARTURE DATE:

February 26th after breakfast.

*These dates and hours are established according to the granted budget.
If these hours and dates are not complied by the participants, the sending organisation will be responsible of the costs that should be returned to the National Agency.*

DAILY ORGANIZATION

DAWN	8.30	MORNINGS	13:30
 <p>PROPOSALS FROM PARTICIPANTS TO WAKE UP</p>	 <p>BREAKFAST</p>	 <p>DYNAMIC THEORY</p>	 <p>MEAL</p>
AFTERNOONS	BEFORE DINNER	20:00	NIGHTS
 <p>WORK IN GROUPS AND PRACTICE THEORY</p>	 <p>DAILY EVALUATION</p>	 <p>DINNER</p>	 <p>SOCIAL INTERACTION AND PROPOSALS OF LUDIC ACTIVITIES</p>

PLANNING

SUMMARY OF THE DRAGON DREAMING PROGRAM

WHEN	TUESDAY 18TH	WEDNESDAY 19TH	THURSDAY 20TH	FRIDAY 21TH	SATURDAY 22TH	SUNDAY 23TH	MONDAY 24TH	TUESDAY 25TH	WEDNESDAY 26TH
8:30-9:15	Arrival	BREAKFAST	BREAKFAST	BREAKFAST	BREAKFAST	BREAKFAST	BREAKFAST	BREAKFAST	BREAKFAST
9:30-11:30		Welcome & Intro	Permaculture Introduction	Alpacas Farm	Design & DD	Soil	Plants & Trees	Erasmus+	Departure
11:30-12:00		BREAK	BREAK	BREAK	BREAK	BREAK	BREAK	BREAK	
12:00-13:30		Presentation of the organisations	Ethics & Principles	Alpacas Farm	DD Wheel	Water	Taller Madreselva	Young Entrepreneurs	
13:30-15:00		LUNCH	LUNCH	LUNCH	LUNCH	LUNCH	LUNCH	PACKED LUNCH	
15:00-17:00		Discovering Ramales	Design	La Grama Farm	DD Dream	Climate	Nature Walk	Caves visit	
20:00-20:30		EVALUATION	EVALUATION	EVALUATION	EVALUATION	EVALUATION	EVALUATION	FINAL EVALUATION	
20:30-21:00		DINNER	DINNER	DINNER	DINNER	DINNER	DINNER	DINNER	
21:00-23:00		SHORT INTRO				MULTICULTURAL NIGHT		MOVIE NIGHT	

This planning is a general proposal, some activities and visits could change depending on the weather or other factors.

APPLICATION & DOCUMENTS

APPLICATION FORM

How can I participate in the training course?

Fill out the application form even if you have been selected already. This way, you get registered and we can organise the training course and logistics successfully.

Application Form



Please, make sure you have filled it in.

IMPORTANT

It is completely necessary to fill and submit the whole form.
If you find any problem, please let us know as soon as possible.

permaculturacantabria@gmail.com




DOCUMENTS REQUIRED

We need your passport or ID previously

Please, **send to our email a copy of your passport or identity card** before you travel.

According to the Spanish law, we must register all visitors in advance.

permaculturacantabria@gmail.com



WHAT DO I NEED TO PREPARE BEFORE THE COURSE?

Presentation

Each participant will present themselves, their organisation, main activities, working areas, best practices, interests pursued in this activity, expectations, etc.


Please prepare this presentation in advance and send it to us to:

permaculturacantabria@gmail.com



DISSEMINATION AGREEMENT

For the proper dissemination of the project, please consider that coming to the activity you accept to disseminate the project and activities via your social networks and that we can disseminate pictures/videos of the activity and the participants on the internet.



TRANSPORT

HOW TO GET TO SPAIN:

Santander Airport

These are the best options to arrive and the links to find timetables and make reservations:

[Santander Airport Webpage](#)

It is 15 minutes far from the city center. It is a local airport, which counts with low cost airlines like RYANAIR. The rest of flights could be expensive.

[RYANAIR Webpage](#)

Bilbao Airport

It is probably one of the best options. It is a small airport, but much more active than Santander's. It is located outside of the city of Bilbao.

[Bilbao Airport Webpage](#)



HOW TO REACH THE VENUE PLACE:

The activity will take place, mainly, in a village called Ramales de la Victoria, in Permacultura Cantabria's facilities. This village is famous for its prehistoric caves.

Ramales de la Victoria is not so well connected in terms of public transport. There are a few daily buses from Santander.

The address is:

Barrio Vegacorredor, S/N, 39800 Ramales de la Victoria, Cantabria, Spain.

EASIEST OPTION:

The best and easiest option that has worked for everyone before, is to **HIRE A CAR.**

This is the preferred choice for most entities since it provides freedom of movement during the activity (a quite cheap option for groups of 3-4 people).

The prices for a car rental (in Santander or Bilbao airport) are around 20 euros per day, depending on the car's engine. We recommend you to use this company:

HERTZ

This is the fastest and most comfortable option.



OTHER OPTIONS

FROM BILBAO TO RAMALES DE LA VICTORIA:

PUBLIC TRANSPORT

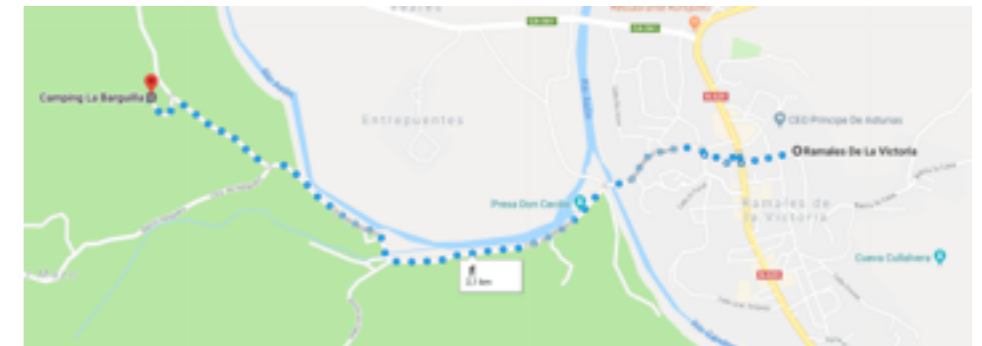
BUS

Step 1: Bilbao Airport to San Mamés Bus Station: To get to Bilbao's bus station, there are **buses from the airport** every 30 minutes. The cost is approximately 1,45€. It is the public bus line (**Bizkaibus**) and the **line number is A3247**.

Step 2: San Mamés Bus Station to Laredo Bus Station: Buy the tickets at **ALSA** company, to Laredo. The cost is approximately 3,64 euros. Please consult the time schedules on the website.

Step 3: Laredo Bus Station to Ramales de la Victoria: Buy the tickets at **ALSA** company, to Ramales de la Victoria. The cost is approximately 1,90 euros. Please consult the time schedules on the website.

Step 4. Walk from Ramales de la Victoria Station to Vegacorredor: (2,1 km) in the following direction:



Click here to get the full map:

<https://bit.ly/2I4d1Dz>



FROM SANTANDER TO RAMALES DE LA VICTORIA:

PUBLIC TRANSPORT:

BUS



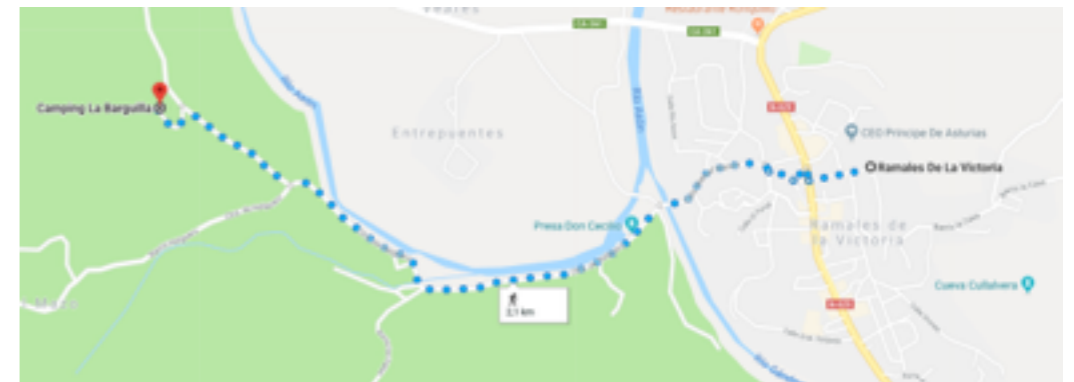
Step 1: Airport to Santander: In order to go to Santander, you have **buses**, every 30 minutes, taking only 10 minutes to the city centre.

Step 2: Santander Bus Station to Laredo Bus Station: Buy the tickets at **ALSA** company, to Laredo. The cost is approximately 2,88 euros. Please consult the time schedules on the website.

Step 3: Laredo Bus Station to Ramales de la Victoria: Buy the tickets at **ALSA** company, to Ramales de la Victoria. The cost is approximately 1,90 euros. Please consult the time schedules on the website.

Step 4: Walk from Ramales de la Victoria Station to Vegacorredor: (2,1 km) in the following direction:

[Barrio Vegacorredor, S/N, 39800](#)
[Ramales de la Victoria, Cantabria, Spain.](#)



Click here to get the full map:

<https://bit.ly/2I4d1Dz>



PUBLIC TRANSPORT:

T R A I N

Step 1: Airport to Santander: In order to go to Santander, you have **buses**, every 30 minutes, taking only 10 minutes to the city center.

Step 2: Santander Train Station to Gibaja Train Station: Buy the tickets at **Renfe** company, to Gibaja. The cost is approximately 4,05 euros. Please consult the time schedules on the website.

Step 3: Take a taxi to:
Barrio Vegacorredor, S/N, 39800 Ramales de la Victoria, Cantabria, Spain.

DEPARTURE	DESTINATION	DEPARTURE TIME	ARRIVAL TIME
Santander	Gibaja	7:58	9:26
Santander	Gibaja	14:00	15:32
Santander	Gibaja	19:00	20:26

PRIVATE TRANSPORT

T A X I

The taxi option will only be available for special timing, such as late at night or very early in the morning. Its price is around 120 euros per taxi.



PERMACULTURA CAN MANAGE YOUR TRANSPORTATION

Permacultura Cantabria can also manage your transportation from Bilbao and Santander to reach the venue (round trip).

Once all the participants have filled in the application form, we will be able to see all participants' flights details. With this, we will make groups according to your time and place of arrival so that one car can take you to the venue.

We will contact you and let you know the spots where we can pick you up.

permaculturacantabria@gmail.com



APPLICATION FORM

Please, make sure you have filled it in.

EXPENSES REIMBURSEMENT

REIMBURSEMENT POLICIES

Erasmus + makes us keep all the invoices, flight tickets and boarding passes for a correct Financial Reporting of the activities.

We also have to duly justify all payments done from our bank account for accounting purposes.

For these reasons, you need to comply some requirements and conditions before we reimburse your expenses.

Coming to the activity or starting using the Funds of this activity means that you accept these conditions and requirements.

You need to attend to all the activities of the course to get the refund.



Co-funded by the
Erasmus+ Programme
of the European Union



REQUIREMENTS AND CONDITIONS

For the project '**PARTE- Permaculture: A way to Renovate Traditional Entrepreneurship**' (2019-2-ES02-KA205-F2BF4158).

Erasmus+ has authorised the following budget:

Budget approved by Erasmus:

TRAVEL SUPPORT			
ENTITY/COUNTRY	PARTICIPANTS	TRAVEL PER PARTICIPANTS	TOTAL TRAVEL PER ENTITY
ITALY	7	275 €	1925 €
POLAND	7	275 €	1925 €

To get all the expenses reimbursement it is necessary to follow the next points during all the activities:

- ▶ **You need to attend to all the activities** of the training course to get the refund.
- ▶ **The consumption of alcohol or drugs is not allowed**, nor in Permacultura Cantabria facilities, but neither during the outdoor activities such as cultural visits.
- ▶ **Discriminatory behaviours are totally prohibited.** So racist, sexist or other kind of disrespectful behaviours (against the identity of a person or a social group) will not be tolerated during the activities.



SEND BACK YOUR TICKETS

Please, **contact your sending organisation** to provide you information regarding the transportation tickets and reimbursement details:

MEDEINA (POLAND):

medeinafoundation@gmail.com

ORIEL (ITALY):

orielassociation@gmail.com

PERMACULTURA CANTABRIA (SPAIN):

permaculturacantabria@gmail.com



THE SENDING ORGANISATIONS MUST KNOW:

BOARDING PASSES, FLIGHT TICKETS AND OTHER TRAVEL INVOICES:

These documents will be required during the training course: each organisation should keep the flight tickets and boarding passes for the correct justification of the project.

FEBRUARY 3RD, 2020 IS THE LAST DAY TO SEND US ALL THE INFORMATION:

The sending organisations are responsible for submitting to PermaculturaCantabria@gmail.com all the travel documents (boarding passes, flight tickets and other invoices) before the 3th of February, 2020.

I N D E X

**PERMACULTURA
CANTABRIA'S
FACILITIES**



FACILITIES

WHERE WE ARE?

The course will take place at

Permacultura Cantabria's facilities:

Barrio Vegacorredor, S/N, 39800 Ramales de la Victoria, Cantabria, Spain

It is located in **Ramales de la Victoria**, with:

1. Lunch room
2. Classroom
3. Apartments
4. Green Areas

4 person per each apartment.

Each apartment has 2 double rooms, so they are ready for 4 people.

It also has a private bathroom.

The maximum capacity of the facilities is 80 people.



REMINDER:

Remember that our facilities are currently temporary and are not based on permaculture.

More info in 'ABOUT US'

FACILITIES



FACILITIES

I N D E X



IMPORTANT THINGS TO TAKE

PERSONAL DOCUMENTS

P A S S P O R T

To enter Spain, you need a **valid identity document** (passport or identity card).

V I S A

Whether you need a Visa for entry depends on your nationality. **Citizens of EU and EFTA countries do not need a Visa.**

If you need a Visa, make sure you apply for it immediately because it can take a long time. **If you need an invitation or confirmation letter from Permacultura Cantabria, please let us know.**



INSURANCE:

As a member of the European Union, Spain has agreements for the recognition of insurance systems. Those who possess a **European insurance card** should therefore be covered for illness and accidents in the same way as they are in their country, so please bring this card with you.

In any case, please remember that health insurance as well as travel insurance is your responsibility, we assume no liability knowing that EU health card is enough. So, do not forget to **check & bring your insurance card with you!**

How to issue it?

Click here:

<http://ec.europa.eu/social/main.jsp?catId=559>



CURRENCY

The currency in Spain is the **Euro**. You will need to bring money only if you need something for the travel or if you want to buy personal things (like presents for your family or if you wish to go out).




WEATHER

The weather might change from one day to another.

If the weather permits, we will go to a walking tour in the mountains during the free time.

If you just want to **check the forecast before coming**, please click on the following link:

<http://www.aemet.es/es/eltiempo/prediccion/municipios/ramales-de-la-victoria-id39057>



THINGS FOR THE SUITCASE



PLUGS IN SPAIN



MULTICULTURAL ACTIVITIES

Please **bring something** you would like to share with us **from your country**.

E.g.:

■ FOOD

STORIES ■

■ MUSIC

CRAFTS ■

■ PICTURES

GAMES ■

...



Places to visit in Cantabria

The area is only a little over 5,000 km², but it really has it all. Whether you´re a nature lover, culture fan, sport enthusiast or a foodie, you´ll find your niche here.

Cantabria displays a surprising range of landscapes: coasts, marked by cliffs and beaches, always green valleys and the mountain range with the famous Peaks of Europe. Surfing and mountain climbing are among the most popular activities around here.

[Video about Cantabria](#)

CAVES: Cantabria's underground paradise

Beneath its beautiful mountains and meadows, Cantabria hides a priceless underground treasure. It is a mysterious world of extreme beauty, packed with art, fanciful shapes, faint lights and shadows, and resonating sounds: a huge network of fascinating caves and caverns.

Mountains

There are many mountains around Cantabria.
Get immersed in them and contemplate the
beautiful landscapes.





Pasiegan Valleys

A wide-angle landscape photograph of a coastal region. The foreground shows a grassy hillside with some purple flowers. The middle ground features a series of white, layered cliffs that drop down to a beach and turquoise water. In the background, a city with various buildings is visible on a hillside under a blue sky with scattered white clouds.

Places to visit in Santander



Santander's beaches



Sardinero



Boat trip from Santander to Somo

<https://www.losreginas.com>



Paseo Pereda



Magdalena's Palace

AT LAST BUT NOT LEAST...

Bring good vibes and your best smile!



